

# N.K. BAGRODIA PUBLIC SCHOOL

## SECTOR-IV, DWARKA

### HOLIDAY'S HOMEWORK

### SESSION: 2024- 2025

### CLASS : PRE SCHOOL


Summer  
**VACATION**



NAME : \_\_\_\_\_

CLASS : PRE SCHOOL: \_\_\_\_\_





**CHILDREN ARE AMAZING ...CHERISH THEM  
THEY ARE BELIEVABLE ....TRUST THEM  
THEY ARE ENERGETIC ... NOURISH THEM  
HERE NOW, BE WITH THEM....  
INNOCENT, DELIGHT IN THEM....  
MAGICAL, FLY WITH THEM....**

**Dear Children,**

**Wake up, Wake up! it's practice time,  
Remember you promised to start by nine,  
I heard my mother uttering these lines,  
I think beginning the task on time,  
Keeps me alert, active, and fine,  
Regular practice makes me shine.....**



**Dear Parent,**

**Children are born with natural curiosity and inquisitiveness about the world around them. It is important for us to help them keep this spark alive and to make learning fun. Summer Vacation is just round the corner, let every moment of this vacation be a time to unite, connect and enjoy beautiful moments with your child. We wish you and your child a very happy summer holidays. Look into the eyes of your children and thank God for giving you such a wonderful gift. In the coming few years from now, they will be at new heights.**

**To utilize this time in the most constructive way, we have planned some fun activities which will engage them in channelizing their energies during this break. These activities will help the child to develop holistically. So here we start.....**

### **Morning Blessings:**

**Help your child inculcate good habits like doing 'morning prayer' and encourage him/her to wish all elders with a smile in the morning. If possible, visit a temple or any other religious place of your choice.**



### **Physical Development :**

- ♦ **Take your child for morning/evening walk. Play different games like hide and seek, football, ludo, chess, snakes and ladders, carrom board etc. with your child. In addition you and your little one can spend some quality time playing, cycling, swimming to keep yourself fit and healthy. These physical developments will encourage them to express freely and make them more responsible. It helps to enhance gross motor skills.**

## **Health and Hygiene :**

**“Healthy mind resides in a healthy body.” So start your day early and set a routine even during vacations. Encourage your child to take care of personal hygiene by inculcating the healthy habits like washing hands and eating healthy food etc.**

- ♦ **Brushing teeth twice a day.**
- ♦ **Combing hair regularly .**
- ♦ **Bathing everyday .**
- ♦ **Cough / Sneeze into a tissue or use the elbow .**
- ♦ **Washing hands before and after meals.**
- ♦ **Avoid junk food.**



## **Social and Emotional Development :**

- ♦ **Share childhood stories, incidents from the past and show him/her old family albums. This will strengthen the bond between you and your child.**
- ♦ **Let your child help in household chores like cleaning windows, filling water bottles, laying table, arranging toys, watering the plants etc.**
- ♦ **Eat meals with your child at least twice a day. Tell them about the importance of farmers and their hard work. And tell them not to waste their food.**
- ♦ **Take your child to neighbours house. Learn more about them and grow closer.**
- ♦ **Encourage your child to play outdoor games with their friends to enhance their social skills.**



## **Language Development :**

- **Encourage the kids to use magic words (sorry, thank you, excuse me, please) in different situations on regular basis to enhance their interpersonal relationship.**
- **Motivate your child to converse in English and help him / her get acquainted with the language.**





- ♦ My name is \_\_\_\_\_
- ♦ How are you?  
I am fit and fine. Thank You.
- ♦ May I quench my thirst.
- ♦ May I use the convenience?


- ♦ I am hungry
- ♦ Please open my bottle.
- ♦ Please close my lunch box.
- ♦ Please give me my crayons.

## **MY BEST FRIENDS ARE BOOKS**

- ♦ **Story telling is the most interesting way to nurture your child's personality and to improve their creative abilities. From gaining good virtues to increasing your child's vocabulary, here are names of few stories we have compiled for you.**
- ♦ **Here are some story books with colorful pictures for your children.**



- ♦ **Bruno Series**
- ♦ **The very hungry caterpillar**
- ♦ **No David**
- ♦ **What the Ladybird Heard**
- ♦ **The Magic Paintbrush**



# HELP ME BECOME INDEPENDENT

**Life skills refer to the skills which help the child to become confident and independent in life. Encourage your ward to do the following activities :-**

## **I can**

- ♦ Button my shirt.
- ♦ Confidently open/  
close my school bag.
- ♦ Fill the water bottle.
- ♦ Open and close my tiffin box and
- ♦ Wear the shoes myself.
- ♦ Put clothes in a laundry basket.
- ♦ Keep dinner utensils in the sink.
- ♦ Water the plants.
- ♦ Follow the bedtime routine

**I Can do it**



## **GENERAL INSTRUCTIONS:**

- ◆ **Kindly download the Holiday Homework worksheets uploaded on our school website i.e. <https://www.nkbpsdwarka.com>**
- ◆ **All activities and worksheets should be done under Parent's Guidance and Supervision.**
- ◆ **Parents must establish a set time each day with the child for learning.**
- ◆ **The given Holiday Home Work should be submitted on 10th July' 2024 in a strong jute /handmade paper bag, beautifully decorated & labeled.**
- ◆ **Always label (Name, Class/section) any material sent to school such as Lunch box, water bottle, etc..... to avoid any losses.**
- ◆ **The school closes from 18<sup>th</sup> May'2024(Saturday) and re-opens on 2nd July' 2024 (Tuesday).**
- ◆ **Please take the printout of worksheet -1 to 8 only .**

## **COMPETITION TO BE HELD IN THE MONTH OF JULY 2024**

### **Fashion Fiesta Competition :**

**THEME: Everyday Heroes  
(Community Helpers)**

- ◆ **Please prepare your ward for the 'Fashion Fiesta (Costume Parade )competition'.**
- ◆ **Child should dress up as the character.**
- ◆ **He /She can use props. Child should speak few lines about the character in English.**


CLASSES	DATE OF THE COMPETITION
PS-C, D	24.07.24
PS-A, B, F	25.07.24
PS-E,G	26.07.24





**Please provide the following decorative material in a transparent bag well labeled with name and class of the child for creative activities.**

- ♦ **1 Packet sequins**
- ♦ **1 Packet Ice cream sticks (Big size)**
- ♦ **1 packet of decorative cut out of flowers, leaves, butterflies etc**
- ♦ **2 Packet of googly eyes big / small size.**
- ♦ **1 Packet coloured pom pom balls**



**Wishing you an incredible vacation that's filled with endless fun and amazing memories. Happy Holidays!**



# Happy FATHER'S Day

## MATERIAL REQUIRED:

- ◆ Old T-shirt
- ◆ Poster/Acrylic colours
- ◆ Paint Brush
- ◆ Old Photo Frame
- ◆ Fevicol
- ◆ Decorative Material



## DIRECTIONS:

Take your Father's old T-shirt and do hand printing on it using acrylic/ poster colours. Gift the T- shirt on Father's Day(18th June'2024). Click photos with your father wearing T-shirt and paste it on the cardboard or old frame. Make a beautiful photo frame using your creativity.



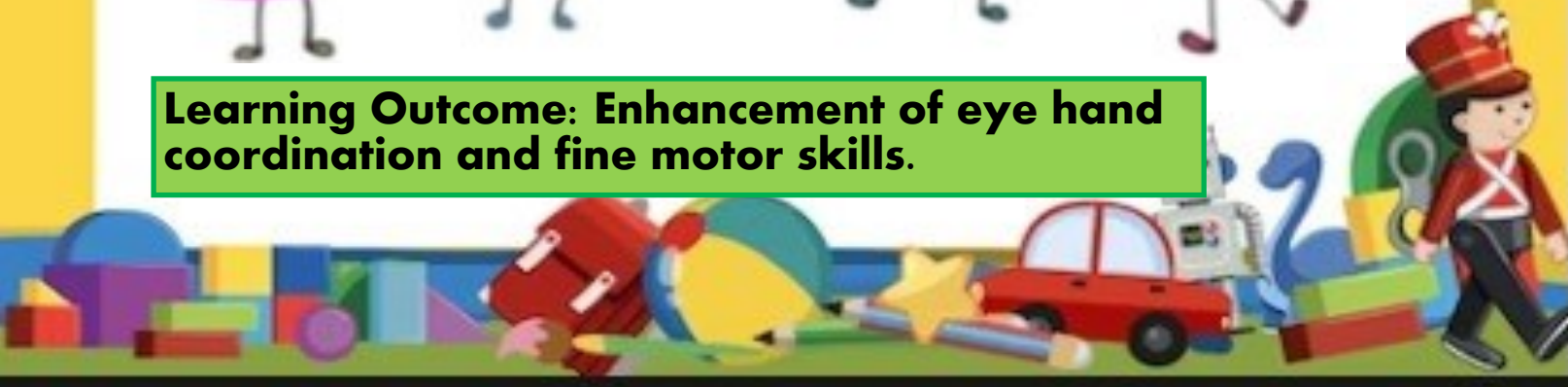
# WORKSHEET-1

## PRE WRITING SKILLS

### Standing lines



**Learning Outcome: Enhancement of eye hand coordination and fine motor skills.**







## WORKSHEET-2

# PRE WRITING SKILLS

## Sleeping lines



**Learning Outcome: Improvement of eye hand coordination and fine motor skills.**



## WORKSHEET-3

### LANGUAGE SKILLS

**Colour the matching letter.**

**A**



**b**

**a**

**e**

**B**



**c**

**u**

**b**

**C**



**c**

**f**

**e**

**D**



**f**

**d**

**p**

**E**




**s**

**e**

**u**

**Learning Outcome: Development of recognition and fine motor skills.**






# WORKSHEET-4

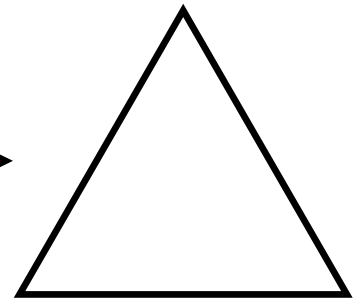
## NUMERACY SKILLS

### SHAPES ARE EVERYWHERE

#### Triangle



COLOUR



TRACE



COLOUR



TRACE



#### Square




**Learning Outcome: Enhances visual discrimination and fine motor skills.**

## WORKSHEET-5

# NUMERACY SKILLS

## Let's make a colourful butterfly.....



## Do as instructed:-

**Do thumb impression, 1- GREEN ; 2- BLUE ; 3- ORANGE**

**Learning Outcome: Strengthens visual discrimination , mathematical and fine motor skills.**





## WORKSHEET-6

# SOCIAL SKILLS ALL ABOUT MY SUMMER !

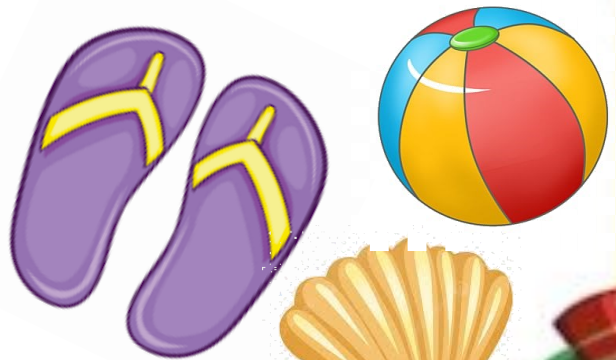
**Paste the pictures related to your summer activities**



**MY FAVOURITE SUMMER ACTIVITY**

**MY FAVOURITE SUMMER FOOD**

**I TRAVELLED TO...**



**Learning Outcome: Refinement in observation, thinking and awareness of surroundings .**

## WORKSHEET-7

### COGNITIVE SKILLS

Spot 3 differences and cross it in picture-B. Colour the picture-A .

PICTURE- A



PICTURE- B



**Learning Outcome: Improvement in observation, thinking and cognitive skills.**



## WORKSHEET-8

# COGNITIVE SKILLS WHERE IS MY SHADOW?

**Say the name of the shape and draw a line to match it with its shadow.**



**Learning Outcome: Improves visual discrimination, cognitive and strengthens fine motor skills.**



# WORKSHEET-9

Let's make learning fun with creative activities

Kindly guide and help your ward to do as per the instructions using your own creativity.

<p>CLASSES</p> <p><b>PRE SCHOOL- A, B</b></p>	<p><b>PAPER GLASS FAMILY</b></p> <p>MATERIAL REQUIRED:</p> <ul style="list-style-type: none"> <li>♦ Big size paper glass</li> <li>♦ Glue</li> <li>♦ Poster colours</li> <li>♦ Googly eyes/markers</li> </ul> <p>⇒ Create family members using paper glasses.</p> <p><b>Video Link:</b> <a href="https://www.instagram.com/reel/C6PzvUFPeHV/?">https://www.instagram.com/reel/C6PzvUFPeHV/?</a></p>
<p><b>PRE SCHOOL- C, D</b></p>	<p><b>BOTTLE CAPS ARTIFACTS</b></p> <p>MATERIAL REQUIRED:</p> <ul style="list-style-type: none"> <li>♦ Cardboard</li> <li>♦ Glue</li> <li>♦ Poster colours</li> <li>♦ Markers/Googly eyes</li> <li>♦ Bottle caps</li> </ul> <p>⇒ Make any one Artifact with bottle caps.</p> <p><b>Video Link:</b> <a href="https://in.pinterest.com/pin/561964859769754337/feedback/?">https://in.pinterest.com/pin/561964859769754337/feedback/?</a></p>
<p><b>PRE SCHOOL- E, F, G</b></p>	<p><b>PAPER PLATE CREATIONS</b></p> <p>MATERIAL REQUIRED:</p> <ul style="list-style-type: none"> <li>♦ Paper/ Thermocol plate</li> <li>♦ Glue</li> <li>♦ Poster colours</li> <li>♦ Googly eyes/markers</li> <li>♦ Coloured paper</li> </ul> <p>⇒ Create any one animal using paper plates.</p> <p><b>Video Link:</b> <a href="https://www.youtube.com/watch?">https://www.youtube.com/watch?</a></p>



**Learning Outcome: Enhancement of using the material constructively and creative skills.**





HAPPY

HOLIDAYS!